






City	Temperature	Rainfall	Windflow	Forecast
San Jose	avg: 75  max: 78	avg: 10 mm  max: 05 mm	20 miles/hr 	temperature: 65  rainfall: 10 mm
Fremont	avg: 67  max: 70	avg: 24 mm  max: 23 mm	45 miles/hr 	temperature: 55  rainfall: 13 mm
SFO	avg: 69  max: 70	avg: 24 mm  max: 34 mm	56 miles/hr 	temperature: 56  rainfall: 20 mm
Mt. View	avg: 73  max: 78	avg: 20 mm  max: 12 mm	24 miles/hr 	temperature: 78  rainfall: 13 mm
Oakland	avg: 50  max: 56	avg: 15 mm  max: 11 mm	67 miles/hr 	temperature: 56  rainfall: 34 mm
Milpitas	avg: 70  max: 80	avg: 56 mm  max: 34 mm	13 miles/hr 	temperature: 78  rainfall: 23 mm
Loveland	avg: 52  max: 54	avg: 34 mm  max: 23 mm	67 miles/hr 	temperature: 73  rainfall: 19 mm
Ft Collins	avg: 57  max: 60	avg: 13 mm  max: 12 mm	34 miles/hr 	temperature: 80  rainfall: 33 mm
Denver	avg: 60  max: 65	avg: 56 mm  max: 34 mm	57 miles/hr 	temperature: 49  rainfall: 40 mm
Cupertino	avg: 60  max: 65	avg: 23 mm  max: 12 mm	56 miles/hr 	temperature: 76  rainfall: 27 mm

City	Temperature	Rainfall	Windflow	Forecast
Hayward	avg: 50  max: 56	avg: 27 mm  max: 34 mm	78 miles/hr 	temperature: 56  rainfall: 24 mm
S Ramon	avg: 65  max: 67	avg: 23 mm  max: 32 mm	23 miles/hr 	temperature: 67  rainfall: 45 mm
Livermoor	avg: 70  max: 75	avg: 50 mm  max: 45 mm	56 miles/hr 	temperature: 73  rainfall: 27 mm
New York	avg: 76  max: 78	avg: 34 mm  max: 26 mm	25 miles/hr 	temperature: 78  rainfall: 35 mm
N Jersey	avg: 64  max: 65	avg: 13 mm  max: 14 mm	56 miles/hr 	temperature: 80  rainfall: 57 mm
Boston	avg: 74  max: 76	avg: 56 mm  max: 47 mm	67 miles/hr 	temperature: 57  rainfall: 56 mm
L Angeles	avg: 65  max: 67	avg: 23 mm  max: 23 mm	25 miles/hr 	temperature: 78  rainfall: 56 mm
Fairfield	avg: 67  max: 76	avg: 23 mm  max: 34 mm	46 miles/hr 	temperature: 84  rainfall: 25 mm
Union City	avg: 65  max: 67	avg: 23 mm  max: 29 mm	25 miles/hr 	temperature: 57  rainfall: 56 mm
Sunnyvale	avg: 53  max: 56	avg: 50 mm  max: 43 mm	43 miles/hr 	temperature: 73  rainfall: 25 mm

City	Temperature	Rainfall	Windflow	Forecast
Palo Alto	avg: 65  max: 67	avg: 24 mm  max: 23 mm	18 miles/hr 	temperature: 73  rainfall: 36 mm